

*Teaching Instrumental Music: Developing the Complete Band Program* is published by Meredith Music Publications ([www.meredithmusic.com](http://www.meredithmusic.com)) available at Exhibitor Booths, Online, and your Local Music Dealer

**Shelley Jagow**; Ph. D.

Wright State University, Department of Music  
3640 Colonel Glenn Hwy. Dayton, OH 45435  
Phone: 937-775-2178 Fax: 937-775-3786  
Email: [shelley.jagow@wright.edu](mailto:shelley.jagow@wright.edu)



# Balancing Your Instrumentation:

## Using Groundwork, Guidance, and Gimmicks

Every program has its unique challenges to balancing instrumentation. This session will look at both sound and creative ideas including substitutions, transfers, reasoning and even some gimmicks.

1. *Silver Lining of Small Schools*
2. *Accountability*
3. *Common Obstacles (turning Lemons into Lemonade)*
  - a. *Parents*
  - b. *Cost*
  - b. *Social Influence*
4. *Plan Ahead*
5. *A Touch of Dale Carnegie (How to Win Friends and Influence People Instrument Choice)*
6. *Instrument Transfers*
7. *Instrument Substitutions*
8. *Never be afraid of Gimmicks!*
9. *Repertoire Options*

[www.grandmesamusic.com](http://www.grandmesamusic.com)

[www.halleonard.com](http://www.halleonard.com)

[www.kjos.com](http://www.kjos.com)
10. *Seating Arrangements*

(Instrumentation Calculator included on DVD)

Calculate Recommended Instrumentation For Your Own Program Enrollment			
INSTRUMENT	Suggested Percentages	Insert Your Band Enrollment in the yellow box below.	
		50	0
FLUTE	11%	5.5	0
CLARINET	24%	12	0
BASS CLARINET	3%	1.5	0
OBOE	3%	1.5	0
BASSOON	3%	1.5	0
ALTO SAXOPHONE	6%	3	0
TENOR SAXOPHONE	2%	1	0
BARITONE SAXOPHONE	2%	1	0
HORN	8%	4	0
TRUMPET	13%	6.5	0
TROMBONE	8%	4	0
EUPHONIUM/BARITONE	4%	2	0
TUBA	3%	1.5	0
PERCUSSION	8%	4	0
<b>TOTAL</b>	<b>100%</b>	<b>50</b>	<b>0</b>

Thank you Sponsors: **Hal Leonard** Corporation, **Meredith Music Publications**, and **Wright State University**

**Table 13: Recommended Instrument Transfers** (from *Developing the COMPLETE Band Program*)


Student plays ...	Student can transfer to ...
Flute	Piccolo, oboe, saxophone, or keyboard percussion
Oboe	English horn, flute, or bassoon
Clarinet	E♭, alto or bass clarinet, saxophone
Saxophone	Soprano, alto, tenor & baritone saxophone, clarinet, bassoon
Trumpet	Horn, baritone/euphonium (TC)
Horn	Trumpet
Trombone	Baritone/euphonium (BC), or tuba
Baritone/Euphonium (TC)	Trumpet
Baritone/Euphonium (BC)	Tuba, trombone

**Table 14: Recommended Instrument Substitutions** (from *Developing the COMPLETE Band Program*)

<i>This instrument ...</i>	<i>Can play this part ...</i>
<i>Flute</i>	<i>Piccolo (transpose up an octave if possible)</i>
<i>Clarinet</i>	<i>Oboe (transpose up Major 2<sup>nd</sup>)</i>
<i>Alto saxophone</i>	<ul style="list-style-type: none"> <li>English horn (use saxophone mute and transpose up a Major 2<sup>nd</sup>)</li> <li>Horn in E♭</li> </ul>
<i>Tenor saxophone</i>	<i>Baritone/Euphonium (TC)</i>
<i>Baritone saxophone</i>	<i>Tuba (read in Treble Clef and add 3 sharps)</i>
<i>E♭ ContraAlto Bass Clarinet</i>	<ul style="list-style-type: none"> <li>Bassoon (read in Treble Clef and add 3 sharps)</li> <li>Baritone Saxophone</li> </ul>

(Rehearsal Videos included on DVD)


**VIRTUAL REHEARSAL "CLIPS"**




- 1) WARM-UP
- 2) STYLE
- 3) BALANCE/BLEND
- 4) RHYTHM
- 5) MUSICIANSHIP
- 6) BONUS ITEMS

© MEREDITH MUSIC PUBLICATIONS  
PRODUCED BY SHELLEY JAGOW  
CREDITS & CONTACT INFORMATION


**BALANCE & BLEND**




DYNAMICS




DYNAMIC SHAPE



TIMBRE

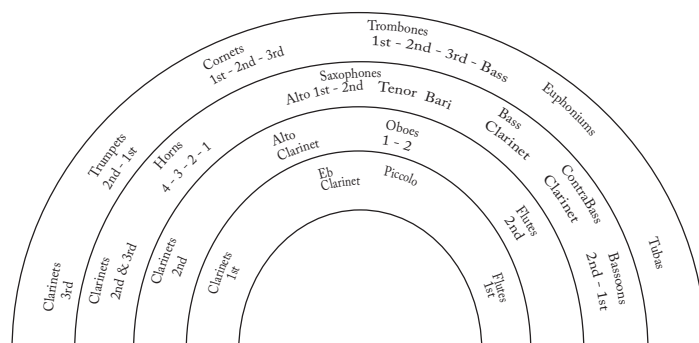


CRESCENDO



"MONEY REGISTER"

←



### **Book & DVD!**

*Teaching Instrumental Music:  
Developing the COMPLETE Band Program  
by Shelley Jagow*

**over 90+ Reference Tables & Figures  
over 300+ pgs of "Tips & Tricks"**

published by Meredith Music Publications  
([www.meredithmusic.com](http://www.meredithmusic.com)) and Hal Leonard